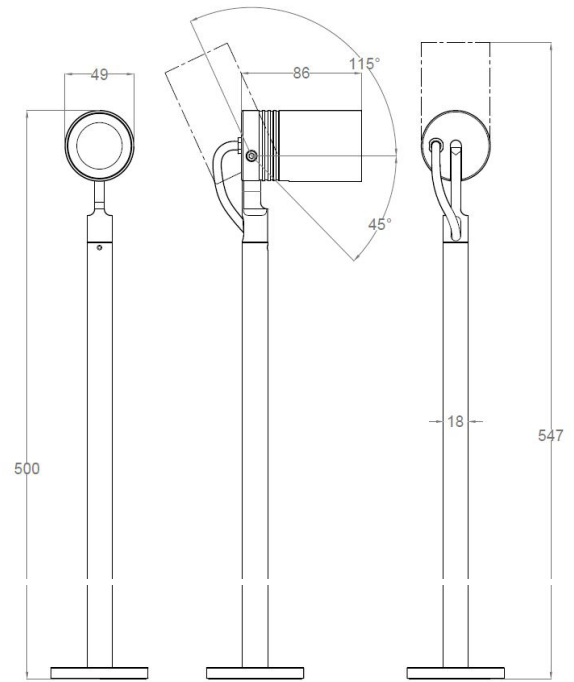
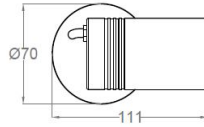


# Macro H500 with hex louver

Bollards | IP67 | Class III | Dimmable



## LIGHT SOURCE & OPTIC

### Power

3W  
6W (7W-24Vdc)  
9W

### Lens

3°  
10° / 30° / 50°

### Beam Direction

Adjustable: Tilting +/-100°,  
rotating +/-355°, Symmetrical

### Material

PMMA + glass

### LED quantity

1

### Binning

2 MacAdam steps

### Color temperature & quality

2200K CRI>80  
2700K CRI>80  
3000K CRI>80/90  
3500K CRI>80  
4000K CRI>90

### Lifetime (Ta 25°)

L90 >60.000 hrs

### Output (3000K CRI>90)

265 lm - 900 mA  
578 lm - 500 mA / 784 - 700 mA

## FIXTURE

### Dimensions

70mm x 111mm x H 500mm

### Material

Aluminium

### Body finishes

Black  
Moka (RAL 1247)  
Anthracite gray (RAL 7016)  
Olive green (RAL 6014)  
Gray

### Weight

670gr

### Mounting

On surface

### Fixing

Applique  
Via Installation accessories

### Working temperature

-20° / +40°

## ELECTRICAL FEATURES

### Power supply

Constant current:  
900 mA (3W)  
500 mA (6W)  
700mA (9W)  
Typical Vf= 3V (3W)  
Typical Vf= 12V (6/9W)  
Constant tension:  
24Vdc (3/7/9W)

### Driver requirement

Remote (not included)

### Control

On/off  
Push switch  
Phase Cut  
0/1-10 V  
Casambi  
DALI

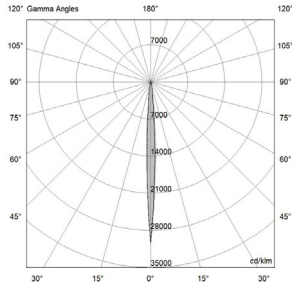
### Feature

Water Infiltration Protection System

# Macro H500 with hex louver

## PHOTOMETRIC DATA (3000K CRI>90)

### 3W - 3° | UGR 10

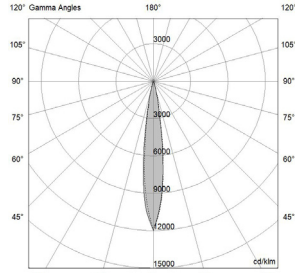


H (m)	D (m)	Eav (lx)
1	0.10	1947
2	0.20	487
3	0.30	216
4	0.40	122
5	0.49	78

**Total lumen output**  
124 lm

**Efficacy**  
41 lm/W

### 6W - 10° | UGR 3

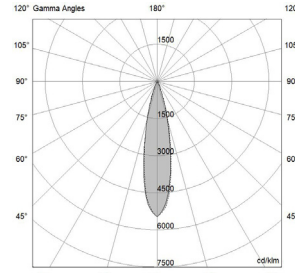


H (m)	D (m)	Eav (lx)
1	0.26	2199
2	0.52	550
3	0.78	244
4	1.04	137
5	1.29	88

**Total lumen output**  
377 lm

**Efficacy**  
63 lm/W  
54 lm/W(24Vdc)

### 6W - 30° | UGR 7

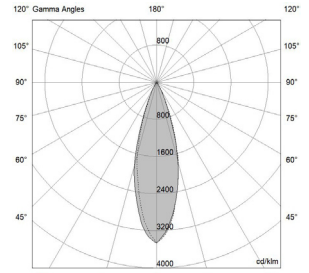


H (m)	D (m)	Eav (lx)
1	0.39	838
2	0.78	209
3	1.16	93
4	1.55	52
5	1.94	34

**Total lumen output**  
242 lm

**Efficacy**  
40 lm/W  
35 lm/W(24Vdc)

### 6W - 50° | UGR 8

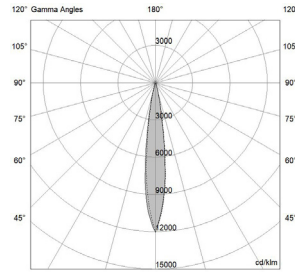


H (m)	D (m)	Eav (lx)
1	0.55	440
2	1.11	110
3	1.66	49
4	2.21	28
5	2.76	18

**Total lumen output**  
211 lm

**Efficacy**  
35 lm/W  
30 lm/W(24Vdc)

### 9W - 10° | UGR 5

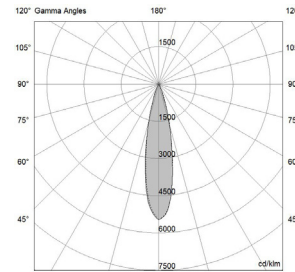


H (m)	D (m)	Eav (lx)
1	0.26	2865
2	0.52	716
3	0.78	318
4	1.03	179
5	1.29	115

**Total lumen output**  
377 lm

**Efficacy**  
42 lm/W

### 9W - 30° | UGR 8

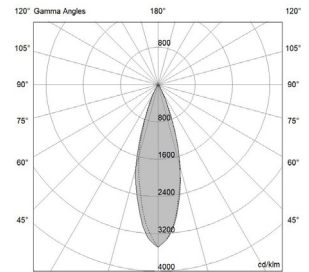


H (m)	D (m)	Eav (lx)
1	0.39	1103
2	0.79	276
3	1.18	123
4	1.57	69
5	1.97	44

**Total lumen output**  
320 lm

**Efficacy**  
43 lm/W

### 9W - 50° | UGR 9



H (m)	D (m)	Eav (lx)
1	0.56	585
2	1.11	146
3	1.67	65
4	2.22	37
5	2.78	23

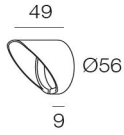
**Total lumen output**  
280 lm

**Efficacy**  
31 lm/W

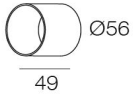
# Macro H500 with hex louver

## INTERCHANGEABLE ACCESSORIES

Low glare visor (A00519.\_0)

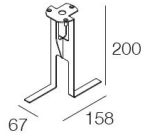


Low glare snoot (A00848.\_0)

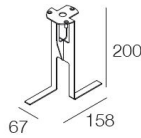


## INSTALLATION ACCESSORIES

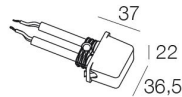
Anchor for concrete (A00943.60)



Stainless Steel stake (A00852.60)



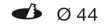
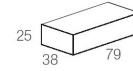
Watertight connector (A00387.40)



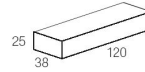
## SUGGESTED REMOTE DRIVERS

**On/Off :**

CC14-F-500/700/900-PI

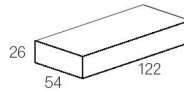


CV30-F-24-PI

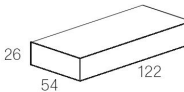


**Multifunction (DALI 2, 0/1-10V, PUSH RIPPLE FREE, AM DIMMING):**

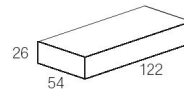
CC20-D-350-P



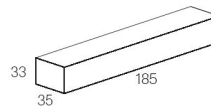
CV25-D-500-P



CV30-D-700-P



CV25-D-24-PI



Other options upon request